


# What's included?



**IMPORTANT:** Radio Mounting Bolts are required when installing Rugged Mobile Radios in Rugged Vehicle Mounts. Please save these if you are planning to install your radio in a mount. Radio Mounting Bolts come with washers and lock washers pre-affixed.



4x  
M4 0.7  
Radio Mounting  
Bolt (A)



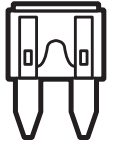
4x  
Mounting  
Screws (B)



8x  
Lock  
Washers




8x  
Washers



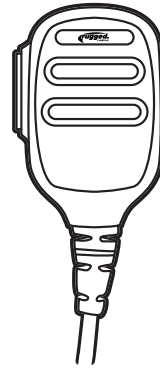
2x  
Spare  
15 Amp  
Fuses



Speaker Shield  
Sticker  
(Pre-Affixed  
to Radio)



Universal  
Radio Mount



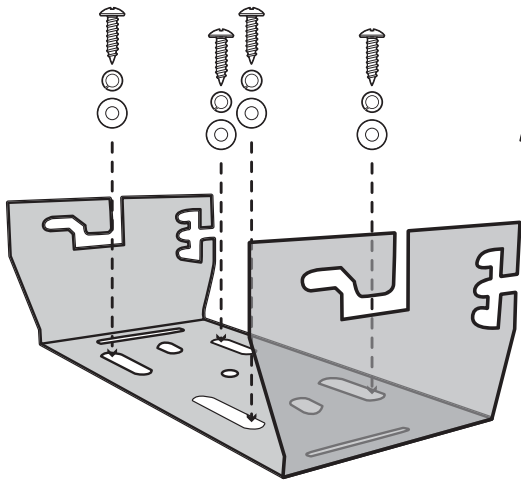
Hand Mic



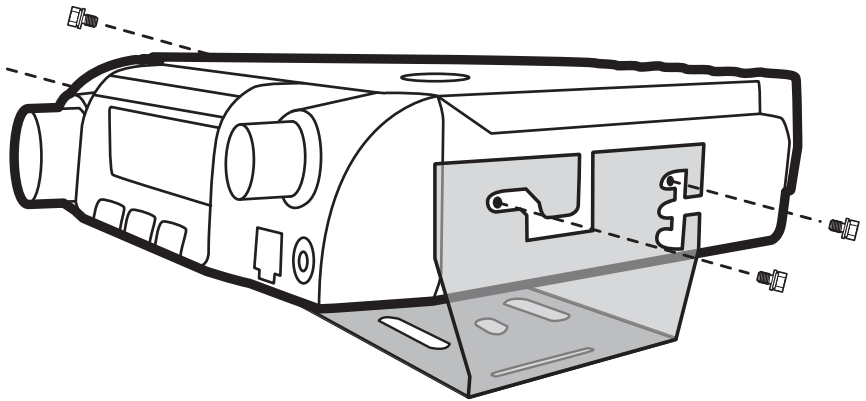
Scoshe Magic  
Mount



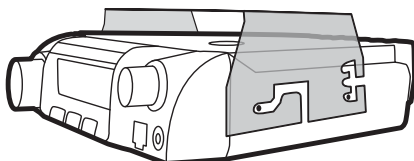
Bolts  
(Factory Hardware,  
Not used for install)



Use mounting screws (B), lock washer, and washer to attach the Universal Radio Mount to a desired surface. (Note: Mount may also be installed upside-down or sideways)



Use Radio Mounting Bolts (A) to attach the mobile radio to the radio mount. Rear screws can be inserted through different slots for desired angle.



**NOTE: DO NOT USE MOUNTING SCREWS (B) FOR THIS STEP. DOING SO WILL RESULT IN PERMANENT DAMAGE**